

PE587UZ-400-4C-BB

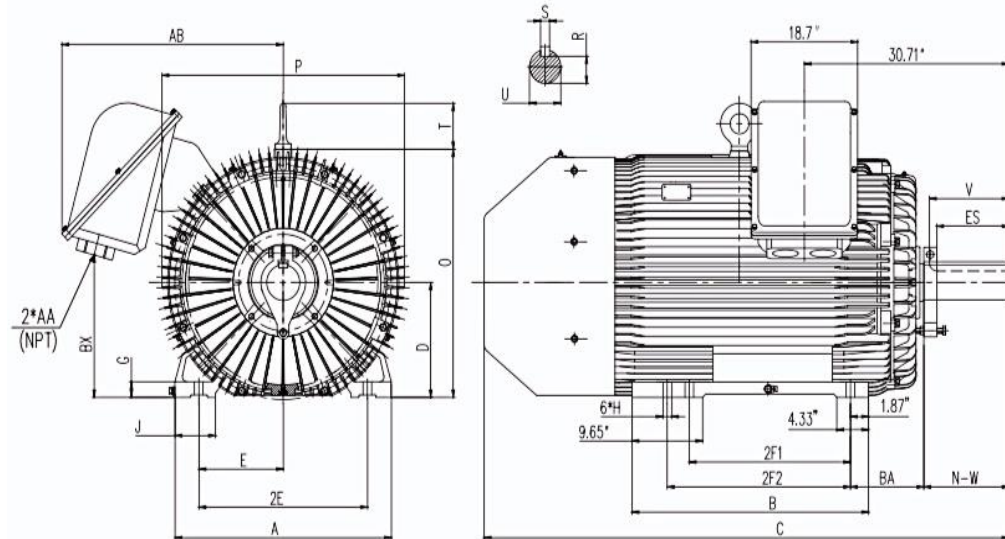
CRUSHER DUTY MOTOR

HIGH TORQUE / PREMIUM EFFICIENCY DESIGN

TOTALLY ENCLOSED FAN COOLED

HEAVY DUTY CAST IRON CONSTRUCTION

Factory Certified for T2B Class I, Division II, Groups A,B,C & D and Class II, Division II, Groups F & G



DIMENSIONS

HP	RPM	Frame	MOUNTING														
			A	B	C	D	G	H	J	E	2E	2F1	2F2	O	P	T	BA
400	1800	587UZ	29.53	32.3	71.65	14.5	1.97	1.18	5.51	11.5	23	22	25	41.44	33.07	5.8	10

Shaft Extension, Key Set						Conduit Box			Bearings		Mount
U	V	R	S	ES	N-W	AA	AB	BX	DE	ODE	
4.375	11.25	3.817	1	10	11.625	2 X 3"	28.15	18.82	6324	6319	F1

BEARING LUBRICATION: The bearings come lubricated with Mobil Polyrex EM Polyurea Grease. It is recommended that you add some additional lubrication when the motor is installed.

Three options (brands) for suitable lubrication include, but are not limited to, the following:

- 1.) Mobil Polyrex EM
- 2.) Citco Polyurea MP
- 3.) Conoco Phillips Polytac EP



PE587UZ-400-4C-BB

CRUSHER DUTY MOTOR

HIGH TORQUE / PREMIUM EFFICIENCY DESIGN

TOTALLY ENCLOSED FAN COOLED

HEAVY DUTY CAST IRON CONSTRUCTION


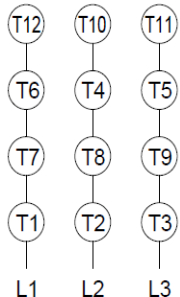


Factory Certified for T2B Class I, Division II, Groups A,B,C & D and Class II, Division II, Groups F & G

PERFORMANCE DATA

HP	RPM	Frame	Voltage	Frequency (Hz)	Full Load S.F.	Insulation Class	NEMA Design	Slip (%)	NEMA Code	Enclosure Type	IP Rating	Max. Ambient
400	1789	587UZ	460	60	1.15	F	C	0.6	G	TEFC	55	40 °C

Amps (460V)		Efficiency (%)			Power Factor			Torque (ft-lb)			DE Bearing	ODE Bearing	Connection	Weight (lbs.)
FLA	LRA	100%	75%	50%	100%	75%	50%	FLT	LRT %	BDT %				
434.9	2900	96.2	95.9	95.3	0.89	0.86	0.84	1176	200	250	6324	6319	12 Lead Δ	4983

NAME PLATE

 AC INDUCTION MOTOR HIGH EFFICIENCY DESIGN CRUSHER DUTY MOTOR										CONNECTION DIAGRAMS							
CAT. NO.		PE587UZ-400-4C-BB			FRAME		587UZ		PHASE	3	ENCL.		TEFC		460V 		
RATING			CONT		INS. CLASS			F		CONN.			12 Lead Δ				
DE BRG.			6324		ODE BRG.			6319		LUB.			Mobil Polyrex EM				
MAX. AMB.			40 °C		WEIGHT			4983		SER.							
HP		400		RPM		1789		HP		400		RPM		990			
VOLTS				460						VOLTS				380			
F.L. AMPS				434.9						F.L. AMPS				526.5			
S.F. AMPS				500.135						S.F. AMPS				526.5			
S.F.		1.15	DESIGN		C	CODE		G	S.F.		1.0	DESIGN		C	CODE		H
NEMA NOM.EFF			95.9		NOM. P.F.		0.86		NEMA NOM.EFF			95.1		NOM. P.F.		0.89	
NEMA MIN.EFF			95.4		MAX. KVAR		45.3		NEMA MIN.EFF			94.4		MAX. KVAR		48.2	
PLATINUM RTD 3XPT100						SPACE HEATER 1X200W 115V(H1,H2)											
Designed specifically for use on crushing and pulverizing equipment and other equipment requiring extremely high starting torques and breakdown torques.						  CC041B											
Hernando, MS 38632																	

APPLICATIONS:

Special purpose use on crushing and pulverizing equipment and other industrial equipment requiring extremely high starting torques and breakdown torques.